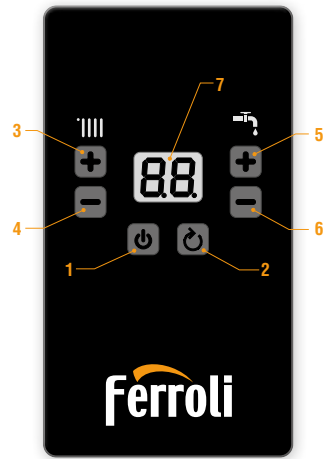
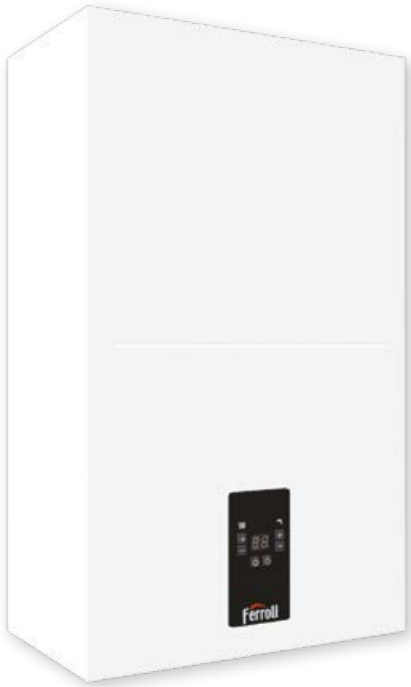


TOR

ERP




KEY 1 Power key 2 Reset key / back 3-4 Heating temperature plus and minus 5-6 Water tank temperature plus and minus key 7 Display

WALL-HUNG ELECTRIC BOILER HEATING ONLY

- Power range: from 6 kW to 24 kW
- Pose keys to adjust and set the parameters
- Anti-freezing function
- Operating the water pump based on anti-sticking function
- Multiple security protection
- High-efficiency and energy-saving water pump
- High-strength wires and connectors, resistant to high temperature and high pressure
- Precise temperature setting and control

(* Available also without high efficiency pump, for extra EU markets.



TOR		6	9	12	18	24
Erp Class* (G - A** Class)		D	D	D	D	D
Single phase power supply		220-240v~/50Hz	220-240v~/50Hz	-	-	-
Three phase power supply		400v 3N~/50Hz	400v 3N~/50Hz	400v 3N~/50Hz	400v 3N~/50Hz	400v 3N~/50Hz
Current (24 kW), max	A	8.7	13.1	17.4	26.1	34.2
Input power	kW	6	9	12	18	24
Heating water operating temperature, max	°C	80	80	80	80	80
Expansion vessel	lt	6	6	6	6	6
Boiler working pressure, min / max	bar	0.8 / 3.0	0.8 / 3.0	0.8 / 3.0	0.8 / 3.0	0.8 / 3.0
Boiler working pressure, recommended	bar	1.0 ÷ 1.7	1.0 ÷ 1.7	1.0 ÷ 1.7	1.0 ÷ 1.7	1.0 ÷ 1.7
Electrical protection class		IPX4D	IPX4D	IPX4D	IPX4D	IPX4D
Heating water joint		G 3/4"	G 3/4"	G 3/4"	G 3/4"	G 3/4"
Water replenishing joint		G 1/2"	G 1/2"	G 1/2"	G 1/2"	G 1/2"
Size: H x W x D	mm	700 x 420 x 250	700 x 420 x 250	700 x 420 x 250	700 x 420 x 250	700 x 420 x 250
Weight (when no water exists)	Kg	27	27	27	30	30